

Mixed Media Visual Art Lessons

Abstract Self Portrait

Summary: Students were given a mirror and asked to communicate visually an abstracted self-portrait in response to viewing cubistic portraits.

Objective(s):

Students were able to understand the artistic style of *cubism*, began by *Pablo Picasso* and *Georges Braque*.

Students were able to understand how to abstract an image, by starting from something real like a face then breaking it down into separate shapes.

Students were able to create their own abstracted face using the collage technique.

Material: Pencils, Oil Pastels, Colored Construction Paper, Glue, Scissors

Grade Level: Middle - High School

Vocabulary:

Cubism- an early 20th-century style and movement in art, especially painting, in which perspective with a single viewpoint was abandoned and use was made of simple geometric shapes, interlocking planes, and, later, collage.

Abstract Self Portrait- must utilize the concept of portraiture in some way; and second it must be abstract, meaning it must deal with the realm of ideas, or at least avoid a purely objective or representational approach to reality.

Collage- a piece of art made by sticking various different materials such as photographs and pieces of paper or fabric on to a backing.

Steps of the project:

1. Students research artist **Cubism** taking note of the realistic qualities that have been altered and broken down into shapes. Students observe their face in a mirror and as a class we brainstormed the over all shapes and lines they saw making up their face.
2. Students create a general sketch of these shapes, changing them and or breaking them up to create an abstracted look.
3. Students redrew shapes onto colored construction paper that they felt helped describe their personality and glued their shapes down layering them as they saw fit.

Class discussion and concluding thoughts during art critique:

Students explained the choices of shapes and colors they chose to use for the different parts of their face. As a whole class, they work portrayed visually how no two shapes were exactly the same. This project reinforced how we are all different and when we embrace our unique qualities.

Related Artists and Work to Reference:



The Weeping Woman, 1937 by Pablo Picasso



Head Of A Woman, 1909 by Georges Braque

Example:



STUDENT WORK SAMPLES:



1296.JPG




1297.JPG




1298.JPG



1299.JPG



1300.JPG



1301.JPG



1302.JPG




1303.JPG



1358.JPG



1359.JPG



1360.JPG



1361.JPG




1362.JPG



1363.JPG



1364.JPG



1365.JPG



1367.JPG



1368.JPG